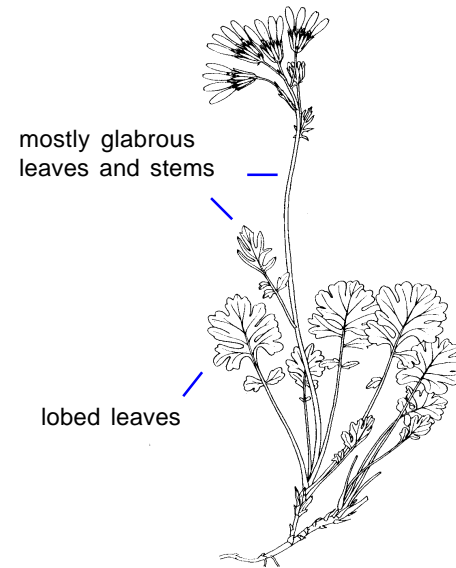
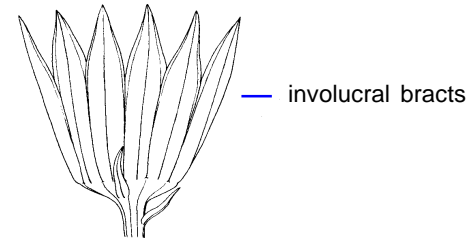



Packera flettii

Asteraceae

Flett's groundsel



VASCULAR PLANTS OF THE
PACIFIC NORTHWEST (1955)
Hitchcock & Cronquist,
courtesy of University of
Washington Press.



northwest
Oregon


Herbaceous perennial, 5-20(50) cm tall, glabrous or lightly pubescent in the axils of the leaves and inflorescence. **Stems** arising singly or several loosely clustered from a well-developed perennial rhizomatous caudex. **Basal leaves** broadly ovate to obovate in outline but deeply dissected and therefore pinnatifid or sublyrate, margins of the lobes crenate to crenate-dentate, the midrib weakly winged, petiole well developed, ca. as long as the blade, overall dimensions (3)5-12(18) cm long and 1-4 cm wide. **Cauline leaves** ca. 1-3 or sometimes absent, resembling the basal leaves but smaller, or reduced to mere bracts, giving the plant a subscapose aspect. **Inflorescence** a subumbellate cyme of (2)4-10 heads; principal involucre bracts ca. 13 or sometimes only 8 in number, 4-7 mm long, green or yellowish tipped. **Ray florets** about 5 or 8, the ligules 5-10 mm long. **Achenes** glabrous.

Lookalikes

differs from featured plant by

Packera bolanderiseveral stem leaves; plants 20-60 cm tall (Bolander's groundsel)

best survey times
J|F|M|A|M|J|J|A|S|O|N|D



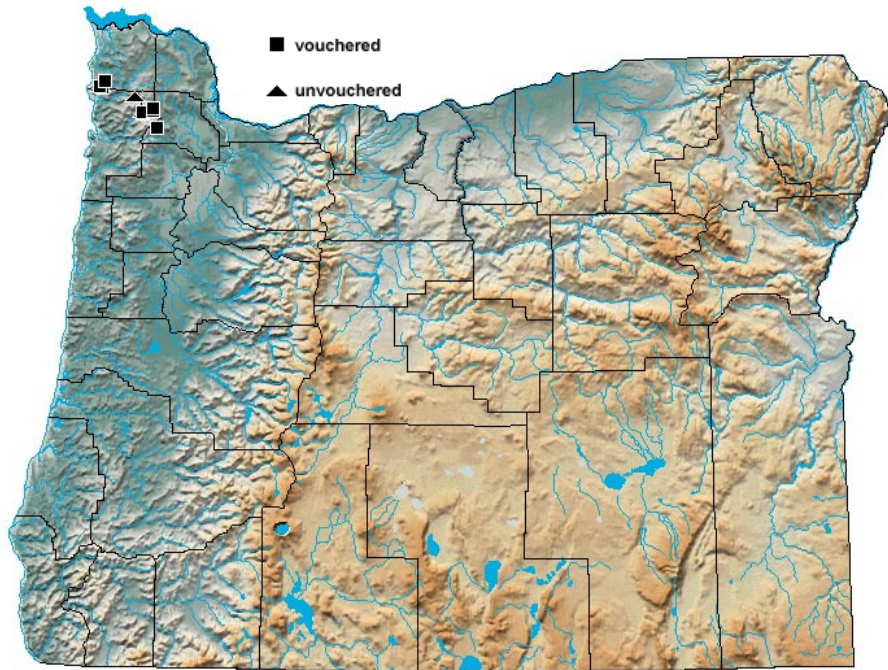
***Packera flettii* (Wiegand) W.A.Weber**

& Á. Löve

Flett's groundsel

PLANTS symbol: SEFL

August 2019 status ORBIC: List 2



Distribution: Northern Coast Range; Olympic and Cascade Mountains of Washington.

Habitat: Gravelly, grassy balds, talus, rocky places on high Coast Range peaks; rocky, waterfall spray zone at lower elevations.

Elevation: 300–1100 m

Best survey time(in flower): June-early July

